
























































# Scott Xtrails Vogezen 28/04/2018

## Results Sprinttrail

Pos	Bib	Name	Age	CP1		Time	Diff.	Pos. M/F	Country
1.	3	Karim ASRIH	28	0:04:39	(1.)	<b>0:13:16</b>	-	M.1	
2.	76	Jo VAN DEN BRULLE	39	0:05:15	(5.)	<b>0:14:12</b>	+00:55	M.2	
3.	12	Benjamin CORVÉ	25	0:05:00	(2.)	<b>0:14:18</b>	+01:01	M.3	
4.	51	Antoine LALLIER	38	0:05:23	(7.)	<b>0:14:22</b>	+01:05	M.4	
5.	5	Martin BERGERT	32	0:05:35	(11.)	<b>0:14:23</b>	+01:06	M.5	
6.	40	Thomas HAAG	28	0:05:09	(4.)	<b>0:14:39</b>	+01:23	M.6	
7.	65	Nicolas RONDEAU	34	0:05:21	(6.)	<b>0:15:01</b>	+01:44	M.7	
8.	56	Nicolas MARCHAL	36	0:05:28	(9.)	<b>0:15:05</b>	+01:49	M.8	
9.	61	Wout MOREEL	40	0:05:28	(10.)	<b>0:15:11</b>	+01:54	M.9	
10.	151	Lucas Goetz	45	0:06:11	(17.)	<b>0:15:21</b>	+02:04	M.10	
11.	15	Kevin D'HONDT	34	0:05:27	(8.)	<b>0:15:24</b>	+02:07	M.11	
12.	58	Wim MEUL	35	0:06:08	(14.)	<b>0:15:48</b>	+02:31	M.12	
13.	85	Baziel WAUTIER	22	0:06:08	(15.)	<b>0:15:49</b>	+02:32	M.13	
14.	73	Alois VAN BAELE	21	0:05:08	(3.)	<b>0:15:57</b>	+02:40	M.14	
15.	20	Jan DE NAYER	37	0:06:26	(21.)	<b>0:16:02</b>	+02:45	M.15	
16.	27	Wouter DESMET	37	0:06:26	(22.)	<b>0:16:04</b>	+02:47	M.16	
17.	33	Ward GEYSKENS	31	0:06:17	(18.)	<b>0:16:05</b>	+02:48	M.17	
18.	74	Dave VAN BOGAERT	39	0:05:54	(13.)	<b>0:16:06</b>	+02:49	M.18	
19.	68	Gaël SAUVÉ	32	0:05:50	(12.)	<b>0:16:08</b>	+02:51	M.19	
20.	77	Nick VAN DEN BRULLE	30	0:06:34	(26.)	<b>0:16:35</b>	+03:18	M.20	
21.	67	Christophe SAUDOIS	36	0:06:23	(20.)	<b>0:16:38</b>	+03:22	M.21	
22.	18	Frank DE GROOT	35	0:06:31	(25.)	<b>0:16:42</b>	+03:25	M.22	
23.	54	Stef MAGINELLE	45	0:06:20	(19.)	<b>0:16:47</b>	+03:30	M.23	
24.	39	Luc GULDENTOPS	45	0:06:30	(24.)	<b>0:16:53</b>	+03:36	M.24	
25.	637	Henri DELBARRE	38	0:06:09	(16.)	<b>0:17:02</b>	+03:45	M.25	
26.	26	Willem DERKS	59	0:06:46	(32.)	<b>0:17:06</b>	+03:49	M.26	
27.	16	Christophe DE DECKKER	45	0:06:44	(31.)	<b>0:17:12</b>	+03:56	M.27	
28.	22	Senne DE SCHOUDER	31	0:06:47	(33.)	<b>0:17:18</b>	+04:01	M.28	
29.	9	Nick BRUNET	35	0:06:52	(36.)	<b>0:17:19</b>	+04:02	M.29	
30.	41	Geert HAEGEMAN	51	0:07:04	(42.)	<b>0:17:22</b>	+04:06	M.30	
31.	32	Benjamin GANGL	30	0:06:57	(39.)	<b>0:17:27</b>	+04:10	M.31	
32.	88	f Anne ZIJDERVELD	35	0:06:55	(38.)	<b>0:17:36</b>	+04:20	F.1	
33.	10	Dries BUSSELOT	35	0:06:30	(23.)	<b>0:17:39</b>	+04:22	M.32	
34.	1040	Pierre-Arnaud MONNIER	47	0:06:48	(34.)	<b>0:17:42</b>	+04:25	M.33	
35.	64	Jeremy van Ophem	34	0:07:11	(43.)	<b>0:18:01</b>	+04:44	M.34	
36.	57	f Elise MARTIN	31	0:06:40	(28.)	<b>0:18:19</b>	+05:02	F.2	
37.	62	Ritchie PIESSENS	36	0:07:13	(44.)	<b>0:18:27</b>	+05:10	M.35	
38.	1	Jos AARTS	40	0:07:34	(49.)	<b>0:18:32</b>	+05:15	M.36	
39.	49	Guillaume KRUGMANN	27	0:07:04	(41.)	<b>0:18:36</b>	+05:19	M.37	
40.	42	Cees HARTMANS	54	0:06:51	(35.)	<b>0:18:37</b>	+05:20	M.38	
41.	52	Robin LENOIR	0	0:06:43	(30.)	<b>0:18:38</b>	+05:21	M.39	
42.	17	Daan DE DECKKER	16	0:07:00	(40.)	<b>0:18:41</b>	+05:24	M.40	
43.	4	f Annick BALLOT	53	0:06:52	(37.)	<b>0:18:48</b>	+05:32	F.3	
44.	84	Ruben VLAANDER	37	0:07:53	(57.)	<b>0:18:51</b>	+05:35	M.41	
45.	87	Mohamed ZAFAD	42	0:06:38	(27.)	<b>0:18:58</b>	+05:41	M.42	
46.	63	f Alexandra RENAUD	39	0:06:41	(29.)	<b>0:19:18</b>	+06:01	F.4	
47.	35	Marco GOUWENS	49	0:07:15	(46.)	<b>0:19:27</b>	+06:10	M.43	
48.	43	Guillaume HERNANDEZ	39	0:07:40	(52.)	<b>0:19:39</b>	+06:23	M.44	
49.	21	Kristof DE NEEF	42	0:07:52	(55.)	<b>0:19:50</b>	+06:33	M.45	
50.	7	f Alicia BODART	24	0:07:40	(51.)	<b>0:19:56</b>	+06:40	F.5	
51.	34	f Mathilde GOFFIN	22	0:07:41	(53.)	<b>0:19:58</b>	+06:41	F.6	
52.	69	f Rachel SNIJDER	32	0:07:14	(45.)	<b>0:20:09</b>	+06:52	F.7	
53.	83	Joris VINCK	34	0:07:28	(48.)	<b>0:20:15</b>	+06:58	M.46	
54.	86	f Laura WUCHER	29	0:07:39	(50.)	<b>0:20:19</b>	+07:03	F.8	
55.	30	f Carole ECOLLAN	58	0:07:27	(47.)	<b>0:20:28</b>	+07:11	F.9	
56.	45	Stef HUBRECHT	33	0:08:02	(58.)	<b>0:20:40</b>	+07:24	M.47	

## Scott Xtrails Vogezen 28/04/2018

### Results Sprinttrail

Pos	Bib	Name	Age	CP1		Time	Diff.	Pos. M/F	Country
57.	37	Sylvain GRÉBAUT	40	0:08:33	(66.)	<b>0:21:00</b>	+07:43	M.48	
58.	8	f Janna BRAND	45	0:08:08	(60.)	<b>0:21:10</b>	+07:53	F.10	
59.	25	Jeroen DEREY	28	0:07:52	(56.)	<b>0:21:19</b>	+08:02	M.49	
60.	29	Henrie DRENTHHEL	52	0:08:40	(67.)	<b>0:21:26</b>	+08:09	M.50	
61.	53	Guus MAGIELSE	34	0:08:46	(68.)	<b>0:21:29</b>	+08:12	M.51	
62.	38	Chris GULDENTOPS	49	0:07:49	(54.)	<b>0:21:46</b>	+08:29	M.52	
63.	66	Gilbert ROOMANS	46	0:08:54	(69.)	<b>0:22:21</b>	+09:04	M.53	
64.	75	f Karen VAN CAUTEREN	39	0:08:56	(70.)	<b>0:22:33</b>	+09:16	F.11	
65.	23	f Nadine DE WILDE	30	0:08:28	(64.)	<b>0:22:42</b>	+09:25	F.12	
66.	24	f Renate DE WILDE	29	0:08:31	(65.)	<b>0:22:43</b>	+09:26	F.13	
67.	46	f Rianne HULSHOF	29	0:08:23	(62.)	<b>0:22:43</b>	+09:26	F.14	
68.	79	Tim VAN LEEUWEN	30	0:08:24	(63.)	<b>0:22:45</b>	+09:28	M.54	
69.	6	Andre BLEUMINK	51	0:09:09	(72.)	<b>0:22:58</b>	+09:41	M.55	
70.	28	f Claudia DRENTHHEL	46	0:09:17	(75.)	<b>0:22:58</b>	+09:41	F.15	
71.	19	Ben DE MEYER	37	0:09:12	(74.)	<b>0:22:59</b>	+09:42	M.56	
72.	14	Eddy CREPIN	39	0:08:11	(61.)	<b>0:23:01</b>	+09:44	M.57	
73.	82	Johnathan VERMEERSCH	46	0:08:07	(59.)	<b>0:23:03</b>	+09:46	M.58	
74.	59	Yran MICKA	38	0:09:05	(71.)	<b>0:23:07</b>	+09:50	M.59	
75.	36	f Lieve GOVAERTS	35	0:09:40	(79.)	<b>0:23:48</b>	+10:31	F.16	
76.	13	f Merlijn CRANENDONK	34	0:09:12	(73.)	<b>0:23:55</b>	+10:38	F.17	
77.	47	f Ineke IMBO	38	0:09:40	(78.)	<b>0:24:18</b>	+11:01	F.18	
78.	71	f Janny THOMASSEN	60	0:09:21	(76.)	<b>0:24:50</b>	+11:33	F.19	
79.	48	Theo JANSSEN	58	0:09:36	(77.)	<b>0:26:56</b>	+13:39	M.60	

Number of records: 79